

# ePlayNEWS

Practical Playgroup Support & Information...



ZOO ACTIVITIES 5

## in this edition...

- 02 From the Executive Officer
- 02 Twilight Playgroup & Coordinators Workshop
- 04 Playgroup @ the Zoo & Zoo Themed Craft Activities
- 08 Book Reviews (+ **WIN** a Book Pack)
- 09 Gaspard & Lisa Competition - **WIN** a Prizepack
- 10 School Holiday Fun @ Home - vintage ideas
- 12 Parachute Play and Parachute Games
- 14 Waldorf Steiner Education at Sheidow Park School
- 16 The Fairies - **WIN** a double pass to 'Jump Jump Star'

PLAYGROUP SA 1800 171 882 [WWW.PLAYGROUPEAUSTRALIA.COM.AU/SA](http://WWW.PLAYGROUPEAUSTRALIA.COM.AU/SA)

## My Journey, My Culture

*Looking through the eyes  
of an Aboriginal child*

PRESENTED BY WENDY KOOLMATRIE, GOWRIE SA

This session will provide an opportunity for educators to reflect on two cultures working together, *our* Aboriginal culture and non-Aboriginal culture.

Educators will explore ways of working with Aboriginal children that include:

- identifying Aboriginal language groups,
- the importance of their family ties and relationship,
- culture and history, and
- how Aboriginal children can have a voice in their education and care setting.



*Thursday 30 October 2014  
9:30am - 12:30pm*

Playgroup SA Play Room  
91 Prospect Road, Prospect

\$10 pp for Playgroup SA Members & Coordinators  
\$35 pp for non-Playgroup SA Members

Register via Playgroup SA  
Free Call 1800 171 882  
or email [info@playgroupsa.com.au](mailto:info@playgroupsa.com.au)

## From the Playgroup SA Executive Officer...

Welcome to our members, to another edition of ePlay News. It's hard to believe that the school holidays are upon us again and we are on the home stretch to the end of year. Everyone here at Playgroup SA is excited that next term is our annual **Playgroup @ the Zoo** event. We've got all the usual gang back by popular demand plus the Bubble Man this year. We hope that we will see many of our members there enjoying the day. Next term, as part of Children's Week 2014, we also have our annual Twilight Playgroup here at the Playgroup SA Playroom. It's a great Sunday afternoon playgroup session for fun and activities - followed by a sausage sizzle for the whole family.

The Playgroup SA team has been busy visiting Playgroups stretching from Whyalla and Port Pirie, to Para Vista, Aldinga, Lockleys and Salisbury. We thoroughly enjoy being able to get out and about to see as many groups as we can. If you would like a member of the Playgroup SA team to visit your playgroup, please don't hesitate to give us a call. We've also delivered some recent Messy Play workshops AT playgroup, which is very much enjoyed by both Playgroupers and their parents/carers.

Keep your eyes out in this edition for some great school holiday ideas, that are cheap and sure to keep all children busy and learning. We hope that all our Playgroup Members enjoy this lovely weather during the school holidays.



*Carley Jones*  
Executive Officer, Playgroup SA

A colorful poster for the Twilight Playgroup event. The top half features a banner with colorful triangular flags and the text "in celebration of Children's Week 2014". Below the banner, four children are shown: a girl in a fairy costume, a boy in a red shirt, a girl in a white shirt, and a boy in a plaid shirt. The right side of the poster has a blue background with white text. The text reads: "TWILIGHT PLAYGROUP", "SUNDAY 26 OCTOBER, 2014", "4.30pm - 6.30pm", "A FREE PLAYGROUP SESSION HELD ON THE WEEKEND", "INCLUDES PLAYGROUP FUN AND FAMILY SAUSAGE SIZZLE", "Playgroup SA Playroom", "91 Prospect Road, Prospect", "RSVP is essential to Playgroup SA on 1800 171 882", "Open to Playgroup SA Members and the general public.", and a logo for "PLAYGROUP SA" celebrating 40 years in 2014. The logo includes the text "PLAYING, LEARNING, SUPPORTING FAMILIES".



# Coordinators Workshop

Playgroup SA  
Members & Coordinators  
**\$10 inc GST**

Non Playgroup SA Members  
**\$35 inc GST**

**Crèche  
Available**

**Enrollments / Enquiries:**  
Playgroup SA 1800 171 882

\* Bookings essential to secure  
your place. Registrations 15  
minutes prior to course  
commencement time

Are you a new coordinator, or thinking about starting a Playgroup? Then this course will provide you with all the info you need. Including tips on how to effectively run a Playgroup, play ideas and the value and benefits of play. This is a perfect opportunity to start building Playgroup support network with both Playgroup SA staff and other coordinators attending the workshop.

**10AM – 12.30PM**

**THURSDAY 16 OCTOBER, 2014**



**PLAYGROUP SA**  
Playing, learning, supporting families

## How to Have a "Stress-Free" Birthday Party with Happy Kids and a Clean House

Hire a Jumping Castle from only \$180 for 4 hours




**1300 CASTLE**  
Call 1300 227 853

## Adelaide's Best Castles

**Character Bouncers  
now Available  
Just - \$205**



**SAVE**  
**\$40**  
**ON**  
**Jump & Slides  
& Moving Mouths\***


\*Conditions Apply  
Must like our Facebook to get Deal  
 [facebook.com/  
jumpingcastles](https://facebook.com/jumpingcastles)

**Must Quote Special Booking No. 21204 after liking our Facebook Page**

# PLAYGROUP

## @ THE ZOO

FRIDAY 7<sup>TH</sup> NOVEMBER, 2014

10AM - 2PM  FROME ROAD, ADELAIDE

### featuring:

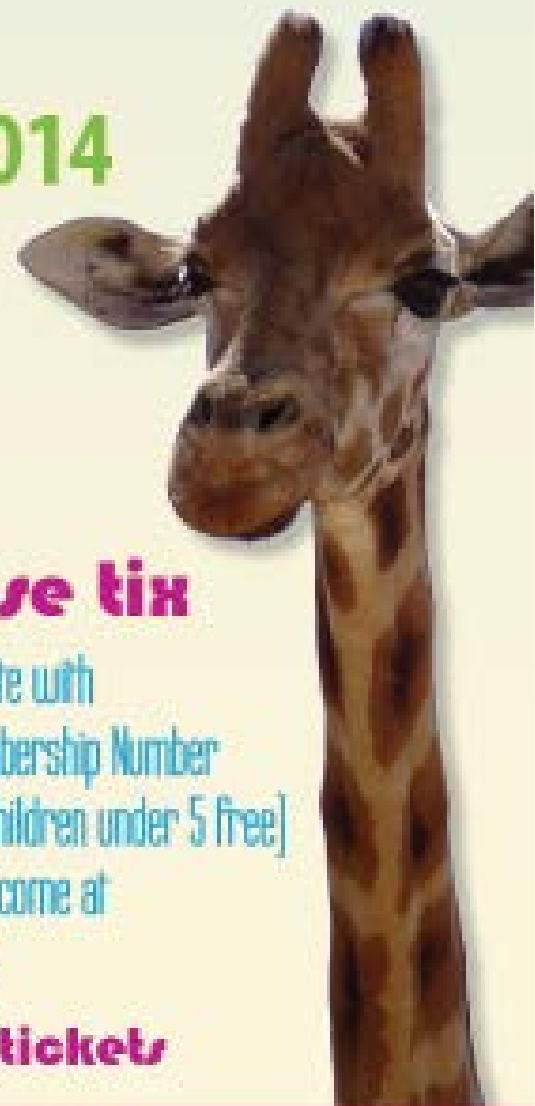
Children's Entertainment  
inc. The Amazing Drumming Monkeys  
Playgroup Activities and Information  
Jumping Castle Face Painters  
Zoo Attractions Giveaways  
and MORE!



### purchase tix

online or at the gate with  
Playgroup SA Membership Number  
\$12.50 per adult (children under 5 free)  
non-members welcome at  
normal zoo prices.

Click [HERE](#) to purchase tickets



## PLAYGROUP SA'S ANNUAL PLAYGROUP EVENT

celebrating Playgroup in South Australia

## LION FACE MASK

CREATE A LION FACE MASK BY FIRSTLY CUTTING A HALF CIRCLE OUT OF A PAPER PLATE.

USING PAINT OR MARKERS COLOUR IN THE PAPER PLATE.

GLUE SPIRAL PASTA AROUND THE EDGES ONCE THE PAINT HAS DRIED.

ADD A NOSE AND MOUTH AND YOUR LION MASK IS COMPLETE.



## ZOO THEMED Craft Activities



### HEART SHAPED PANDA

MAKE YOUR OWN HEART SHAPED FUNI AND WANG WANG...

CUT A LARGE HEART FOR THE FACE.

CUT TWO SIMILAR HEART SHAPES TO CREATE THE EYES.

CUT TWO MORE HEART SHAPES FOR THE EARS.

CUT A SMALL HEART FOR THE NOSE.

GLUE ALL OF THE CUT OUT PIECES ONTO THE LARGE HEART TO CREATE YOUR PANDA.

DRAW ON THE MOUTH.

## PAPER PLATE ECHIDNA

FOLD A PAPER PLATE IN HALF.

CUT A SMALL CIRCLE TO FORM THE NOSE AND CUT AROUND TO FORM THE ECHIDNA'S HEAD.

SNIP THE EDGES TO CREATE THE SPIKES.

ADD THE ECHIDNA'S EYE AND MOUTH.



## ANIMAL SHAPE SENSORY BOARD FOR BABIES

CREATE THIS SIMPLE INEXPENSIVE SENSORY BOARD FOR YOUR BABY...

USING SMALL CUTS OF FABRIC WITH DIFFERENT TEXTURES, CUT INTO SHAPES AND GLUE THEM ONTO A FABRIC BASE.

SEE WHICH ONES GRAB YOUR BABY'S ATTENTION, IS IT THE PRINT, SHAPE OR TEXTURE OF THE FABRIC?



## SONG: FIVE LITTLE MONKEYS

FIVE LITTLE MONKEYS SITTING IN A TREE,  
TEASING MR. CROCODILE: "YOU CAN'T CATCH ME!"  
ALONG COMES MR. CROCODILE  
AS QUIET AS CAN BE AND...SNAP!

FOUR LITTLE MONKEYS SITTING IN A TREE...

THREE LITTLE MONKEYS SITTING IN A TREE...

TWO LITTLE MONKEYS SITTING IN A TREE...

ONE LITTLE MONKEY SITTING IN A TREE,  
TEASING MR. CROCODILE:  
"YOU CAN'T CATCH ME!"  
ALONG COMES MR. CROCODILE  
AS QUIET AS CAN BE AND....SNAP!

AND AWAY SWIMS MR. CROCODILE  
AS FULL AS HE CAN BE!





## FEEDING THE FROG

USING ANY ROUND CONTAINER, CUT SOME GREEN CARDBOARD AND WRAP AND TAPE AROUND THE SIDE OF THE CONTAINER.

CUT A CIRCLE SLIGHTLY BIGGER THE SIZE OF THE CONTAINER TO FORM THE MOUTH.

FOLD THE CIRCLE IN HALF AND GLUE HALF OF THE CIRCLE TO THE TOP OF THE CONTAINER TO CREATE THE MOUTH.

CUT AND GLUE SMALL CIRCLES FOR THE EYES. (YOU CAN DRAW THE EYES ON OR USE GOOGLEY EYES OR EYE STICKERS.)

USING TWEEZERS, SEE WHO CAN FEED THE FROG. YOU COULD USE ANYTHING TO FEED THE FROG - LEGO, FAKE BUGS, OR ANYTHING LYING AROUND THE HOUSE.

THIS IS A GREAT ACTIVITY FOR FINE MOTOR SKILLS AND IT CAN BE USED TO INCORPORATE COUNTING, IE. 'HOW MANY THINGS WERE FED TO THE FROG?'



## TAKE ME TO THE ZOO

### Group Game with Animal Action!

"TAKE ME TO THE ZOO! I KNOW JUST WHAT TO DO!" ...

AND WHAT WOULD THAT BE? YOUR BEST "ANIMAL MOVES", OF COURSE!

*PLAY THIS FUNNY GROUP GAME WHEN 'THE WIGGLES' ARE TAKING OVER AND THE LEARNING NEEDS TO BE ACTIVE! SING A FAMILIAR-TUNE SONG THAT 'CHANGES DIRECTION' FREQUENTLY - SO GOOD FOR BRAIN DEVELOPMENT.*

*ANIMAL-FACED PAPER PLATES ARE ALL YOU NEED TO PLAY!*

## WIN

a copy  
of each book  
reviewed here...

HOW...?  
Email your  
NAME + PLAYGROUP +  
CONTACT DETAILS  
and the word 'BOOK PACK' to  
[competitions@playgroupsa.com.au](mailto:competitions@playgroupsa.com.au)  
by Friday 21 November, 2014  
for your chance to WIN!

These books have been donated,  
courtesy of SCHOLASTIC



Orion and the Dark  
by Emma Yarlett

Orion is scared of a lot of things, but most of all he's scared of the dark. One night, Dark decides to pay Orion a visit and take him on an adventure...


This story book combines spell-binding story telling with incredible illustrations. It covers themes such as fear, bravery, the dark, night, resilience and adventure and is entertaining for the adult who's reading too!



Hurry Up Alfie  
by Anna Walker

Alfie's in no hurry to get up... until he finds out he's going to the park! But getting ready is hard when you have so many other things to do!


An adorable book with simple, engaging text and beautiful illustrations. If you've ever tried to get a toddler ready in the morning, you'll relate to this story.



10 Spooky Bats  
by Ed Allen & Shane McG

A funny version of the popular song 'Ten Green Bottles' featuring ten spooky bats!

A great read-aloud counting book with vibrant colour illustrations and hidden numbers to spot in every scene that's impossible not to sing.



My Octopus Arms  
by Keith Baker

Join a friendly octopus and his crafty crab sidekick as they explore all the wonderful things we can do with our arms. From tying a bow and performing a show to baking a pie and waving goodbye, there's no limit to the fun.

Very cute and inviting!

Congrats Georgina Hancock (and family) from Minlaton Playgroup  
for winning the Edition #3 Book Pack!





# WIN a Gaspard and Lisa Prizepack


This month, ABC Shops will stock an exclusive range of Gaspard and Lisa products. The great new range of specially designed toys, puzzles, clothing, accessories and books are now available, only at ABC Shops.

For more information, visit:

[www.abcshop.com.au/gaspardandlisa](http://www.abcshop.com.au/gaspardandlisa) and  
[www.facebook.com/ABCForKidsForParents](https://www.facebook.com/ABCForKidsForParents).

There's also an awesome colouring competition to win Gaspard and Lisa prize packs plus a term of children's French lessons provided by Alliance Francaise!

Visit your nearest ABC Shop or visit [abcshop.com.au](http://abcshop.com.au)  
[www.abcshop.com.au](http://www.abcshop.com.au) for your copy of the competition entry sheet.



**ANSWER THIS QUESTION TO WIN:** What is the Country in which best friends, Gaspard and Lisa, live? ..... Email your answer with your name and phone number to [competitions@playgroupsa.com.au](mailto:competitions@playgroupsa.com.au) for your chance to win a Gaspard and Lisa Prizepack (includes Puzzle Set in Eiffel Tower box & Gaspard and Lisa Greeting cards) by 20 Oct.

READY STEADY GO KIDS WILL HAVE A STALL IN THE INFORMATION AREA (UNDER THE ROTUNDA) AT PLAYGROUP @ THE ZOO

## Australia's largest multi-sport & exercise

program for  
preschoolers  
aged 2.5–6 years

5 sports covered  
per term:

Soccer	Tennis
Basketball	Athletics
Hockey	Rugby
AFL	Golf
Cricket	T-ball

Ask for a  
free trial



readysteadygokids

**Classes available Monday–Sunday**

Call the team at Ready Steady Go Kids or visit  
us online for locations and times in your area.

[readysteadygokids.com.au](http://readysteadygokids.com.au) 1300 766 892

**FRANCHISE OPPORTUNITIES AVAILABLE**



RS0280

# Every child should feel included

Helping children  
interact socially  
in all kinds of  
environments.



Inclusive Directions works with children, caregivers, parents and teachers to ensure every child feels included.

Marden | Smithfield Plains | Waikerie | Mount Gambier | Warnambool  
[www.directions.org.au](http://www.directions.org.au) | T: 08 8165 2900

INCLUSIVE DIRECTIONS WILL HAVE A STALL IN THE INFORMATION AREA (UNDER THE ROTUNDA) AT PLAYGROUP @ THE ZOO

Construction building  
at home out of  
recycled boxes

Make a sock puppet  
and perform a  
puppet show to  
family and friends

Create a mud kitchen  
in the back garden  
using old pots and pans



Create a  
Treasure Hunt  
on the beach

Have an afternoon of  
painting - use different  
objects to sponge paint,  
bubble paint, finger paint  
or print paint.

# school holiday

**FUN @ HOME**

**DURING PLAYGROUP/SCHOOL HOLIDAYS, DON'T FORGET THESE FREE  
VINTAGE ACTIVITIES TO HAVE FUN WITH YOUR PLAYGROUPE(S) AT HOME...**

Build a fort / cubby house  
out of old bed sheets

Have a picnic  
in the park

Have fun making  
macaroni jewellery

Visit the Botanic Gardens  
or a nearby park  
- roll around on the grass  
and feed the ducks

Make a Daisy Chain

Plant a tree  
or make a herb garden



Parachute Play is very popular and super fun for Playgroupers of all ages. It assists in the development of upper body strength and coordination. As it is a group activity, it also helps children to learn social skills.

If your Playgroup doesn't have a parachute, you may be able to borrow one from your local Toy Library, or you can use a bed sheet for many parachute games.

## Parachute Games

that your Playgroup may like to try include:

### Popcorn

- Children and parents/carers stand around the outside parachute holding the edge
- Place popcorn (three balls of paper) on top of the parachute
- Everyone moves parachute up and down making the 'popcorn' pop.
- Try going for as long as you can without letting 'popcorn' fall off of the parachute and onto the ground.

### Mushroom House

- Children and parents/carers stand or kneel around the outside of the parachute holding the edge.
- Everyone raises and lowers the parachute slowly twice.
- Raise the parachute again, with everyone taking one step in and pulling parachute down behind them.
- Sit on the edge of the parachute, making a mushroom with everyone inside.
- Stay inside until mushroom starts to collapse or you all get too hot - whichever comes first.

## Extension Ideas

Use the parachute for musical games such as Ring a Ring a Rosie (walking around the parachute) and Row Row Row Your Boat (holding parachute while rocking to and fro).

Play colour games using the parachute by pointing to a colour on the parachute and encouraging children wearing that colour to do a specific action, e.g.. crawling under or skipping over parachute.

Modify activities or make up new games to suit the needs and interests of your playgroup.

## Quiet Parachute Games

A parachute can be used for quiet games – great for settling young children at the end of a busy Playgroup session. You may like to try the active games first and then finish with some quieter activities such as these:





## Cool Waves

- Children (including babies) lie, sit or crouch under the parachute.
- Play a recording of relaxing music while waving the parachute up and down in gentle waves over the children.

## Roll the Parachute

This is a great activity with which to finish parachute play.

Children and parents/carers slowly roll the parachute as they walk into the centre of the circle.

An adult takes the parachute and puts it away.

## Extension Ideas

Attach scarves to the bottom of the parachute for activities where children are underneath it (e.g.. Cool Waves game) for additional colour and interest.

Start off with music with a faster tempo, then change to slow, relaxing music.

Combine quiet songs, e.g.. lullabies with parachute play.



- Playgroup SA Parachute Fun at Outdoor Playgroup, Children's Week 2013



## Waldorf Steiner Education at Sheidow Park School

It is time to enrol!!

Sheidow Park school is now calling for ENROLMENTS for the Steiner reception class in 2015.

Would you like your child to experience a hands-on approach to education that fosters a life-long love of learning...?

The Waldorf Steiner curriculum supports learning through movement with maths and science strongly integrated with art, music and literature. This approach to learning fosters critical thinking, problem-solving, community mindfulness and a deep interest in what is happening the world.

Places are limited.

If you are interested in your child attending the Steiner stream reception class next year or know anyone who may be, please contact the Principal, Jenny Engelhardt, today for an enrolment form and further details. Ph: 8381 8911.

For more information on this initiative visit

[www.steinerstreamproject.org](http://www.steinerstreamproject.org)

For information on the Steiner educational philosophy visit

[www.steinereducation.edu.au/steiner-education](http://www.steinereducation.edu.au/steiner-education)





# STEINER EDUCATION AT SHEIDOW PARK SCHOOL



## NOW CALLING FOR CHILDREN COMMENCING RECEPTION IN 2015

BOTH STEINER EDUCATION & MAINSTREAM PLACES AVAILABLE

MAKE AN APPOINTMENT TO MEET WITH THE PRINCIPAL

**8381 8911**  
**LIMITED PLACES**  
**REGISTER NOW!**

STEINER EDUCATION OFFERS CHILD-CENTRED  
LEARNING THAT IS:

- HOLISTIC, INCLUSIVE & CARING
- MULTI-SENSORY & DEVELOPMENTAL
- CULTURALLY RICH
- ECOLOGICALLY AWARE
- GROUNDED IN PRACTICE-BASED  
KNOWLEDGE & RESEARCH.



Sheidow Park School, Adams Rd. Sheidow Pk

*“Learning is the key to  
human development,  
but it is not a simple,  
homogenous process.  
What to learn, when to  
learn, and how to learn  
are arrived at through  
a conscious and careful  
study of children as well  
as a comprehensive  
understanding of the  
human being through  
all stages of human  
development. Teachers  
strive to help each child  
eventually to become a  
clear-thinking, sensitive  
and well-centred adult.”*

*— Rudolf Steiner/  
Waldorf Education  
(Ed.Brien Masters)*

# Calling all Fairies, Elves, Wizards & Bees! Come & share fairy filming magic!



After sell-out concerts all around Australia, The Fairies are returning to Adelaide to film a special encore performance of 'Jump Jump Star' in front of a LIVE theatre audience.

Buy your tickets today to be part of the audience at the St Peter's Girls' School Performing Arts Centre on Sunday 19 October.

## Tickets & details at [thefairies.com](http://thefairies.com)

**WIN A DOUBLE PASS** by emailing your playgroupers fav Fairyland character to [competitions@playgroupsa.com.au](mailto:competitions@playgroupsa.com.au) and be sure to include your Full Name and Phone Number by 10 October for your chance to win.



### Playgroup SA Membership:

Membership is compulsory under the terms of affiliation for all Playgroups.

Please note that if there are families attending your group that are not current Playgroup SA members, your Playgroup is at risk. If an incident or accident occurs at your Playgroup, an insurance claim may be considered void for your entire group. Our friendly staff are happy to answer any questions regarding your Playgroups membership status or the membership process.

Call us on Free Call 1800 171 882 for more information or check out our website [www.playgroupaustralia.com.au/sa](http://www.playgroupaustralia.com.au/sa)