

ePlayNEWS

Practical Playgroup Support & Information...

in this edition...

- 02 Summary of Events 2015
- 02 From the Executive Officer
- 03 Thank you Woodworkers Shed Northern Districts!
- 04 Preparing your Playgroup for School
- 06 Christmas Craft for Playgroupers
- 08 Book Reviews (+ **WIN** a Book Pack)
- 09 Reindeer Pokey Christmas Song
- 10 Photos from Playgroup @ the Zoo 2014
- 14 Playgroup SA Workshops 2015





**Playgroup SA will be closed from
Friday 19 December, 2014
and will re-open on Monday 19 January, 2015**

**We wish you a safe and happy
HOLIDAY SEASON
and we look forward to an exciting year
of PLAYGROUP in 2015!**





From the Playgroup SA **Executive Officer...**

Welcome to our final edition of ePlay for 2014. The end of our 40th year is drawing to a close, and what a year it has been. We've travelled all over this great state to see many fantastic playgroups, hosted our annual Zoo event, delivered workshops across many services to spread the playgroup movement and answered many phone calls and emails from our members. Our small but dedicated team has enjoyed every minute this year and can't wait for the New Year to share more ideas and services with our members and playgroups.

I would like to take this opportunity to thank all of the staff for their continued commitment and passion for the playgroup movement. Thank you must also go to all of our friends, supporters and life members. A big thanks must go to our board of volunteers who give up their time each month and to all of the wonderful coordinators, volunteers and parents/carers that make playgroup come alive each and every week.

We wish all children heading off to kindergarten and school all the best and hope you enjoy your new world of learning and friends.

Playgroup SA also extends the very best wishes for a wonderful Christmas, New Year and holiday season. Travel safe for all off on exciting journeys' and we look forward to seeing you all again at Playgroup.

Every child should feel included

Helping children
interact socially
in all kinds of
environments.



Inclusive Directions works with children, caregivers, parents and teachers to ensure every child feels included.

Marden | Smithfield Plains | Waikerie | Mount Gambier | Warnambool
www.directions.org.au | T: 08 8165 2900



FOLLOW US ON FACEBOOK  /PLAYGROUPSA

PLAYGROUP INFORMATION, COMPETITIONS, GIVE-AWAYS AND EVENTS!

Keep an eye out for upcoming Playgroup SA Events in 2015...

NATIONAL PLAYGROUP WEEK (23 - 29 MARCH) - INC PLAYGROUP SA EVENT IN MOUNT GAMBIER
 EASTER PLAYGROUP - TUESDAY 31 MARCH
 PBC EXPO - FRIDAY 10 TO SUNDAY 12 APRIL
 BOOK WEEK PLAYGROUP - THURSDAY 27 AUGUST
 NATIONAL CHILDREN'S WEEK (24 - 31 OCTOBER) - INCLUDES TWILIGHT PLAYGROUP FRIDAY 30 OCT
 CHRISTMAS PLAYGROUP - THURSDAY 3 DECEMBER



Every year, the members of the Woodworkers Shed (Northern Districts) dedicate their time and skills to making a variety of handmade and excellent quality toys and resources - of which Playgroup SA are privileged to have the benefit of receiving to distribute to those Playgroups and playgroup families that need them most.

YOUR HARD WORK IS VALUED and WE THANK YOU SO MUCH!



Preparing your PLAYGROUPEr for kindy & SCHOOL...

Read Stories about Kindy/ School

In the lead up to starting Kindergarten or school, read lots of books together with your child about the school experience. This is a great conversation starter and will assist in preparing them to know what it's all about. If your child is fearful or anxious about going to Kindergarten or school, reading school related stories will assist to draw out such fears so that they can be reassured and well informed about what to expect. Most public libraries have loads of books about school for various ages.

Become familiar with the Kindergarten or School

Take a walk or drive past the kindy/school grounds in which your child will attend. Talk with them about what looks exciting and fun and have discussions around how they will get there and who will be picking them up.

Encourage Independence

Encourage your child to do things on their own... thorough hand washing, getting themselves dressed, putting on their own shoes (and learning how to tie shoe laces), going to the toilet, dressing, opening their own lunch box and drink bottle and unwrapping their own food.

Practice


Assist your child to practice putting on their hat and remembering to put things away in their bag, etc. If they would like, play "schools" at home with them – take turns being the teacher and the student by turning it into a fun game of pretend play.

Name Recognition

Teach your child to recognise their own name when written (this will come in very handy, especially when they're having to sort through all of the hats in the lost property tub at school). You can do this in a fun and playful way – print out their name and stick it up in surprise places around the house, place it amongst other names and see if they can pick which name is theirs and/or write the individual letters of their name on cards and see if they can practice putting the letters in the right order.

Writing their Name

Teach your child to write their own name. It can be fun! Remember to teach them the lowercase version (with caps for the first letter). There are so many fun ways to learn to write ones name. Try starting with preparing their name in dot form so that they can trace it and get used to performing the actions. Ie...





An exciting build up

Take your child on an exciting trip, if possible make it all about them and leave siblings who aren't starting school at home. Have an adventure where your child can pick their own lunch box, a special bit of stationary, school shoes/bag and anything else that you need to buy.

Talk to school children

If you know other families that attend the school (or other schools), get them to talk to your child about the school and what they love about it. Your child will feel comfortable knowing that others have had a starting school experience and that they know older kids at the school.

ON THE FIRST DAY...

Let them settle in

If possible, stay a little while to make sure your child knows where to go, where the toilets are and where to put their bag on the first day. Show your child where you will meet them at the end of their first day.

Don't cry

I know, right. How did your baby get to this age already? Although this is probably an emotional time for you as a parent/caregiver, it's important to try not to cry in front of them on their first day – even if it's happy tears. Encourage independence by giving your child a reassuring and short goodbye without tears. Tears may confuse them and contradict all of the conversations you've previously had with them about enjoying their kindy/school experience.

Something from home

It may be helpful to give your child something to keep with them throughout their school day if they are feeling particularly anxious. This could be a photo of their family/pet stuck inside of their school diary/home book, a special gift from you (a badge, bracelet, special tag on their bag) or even a pair of lucky socks or lucky underwear.

Establish a routine

Try your best to make the chaos of school mornings into a fun and happy routine. Include a daily cuddle, a nutritious breakfast, maybe some independent play time if time permits, the application of sun screen and brushing their teeth and play their favourite song in the car when travelling to school. Children are more likely to be confident and willing to cooperate when they can predict what is coming next – resulting from a routine.

Children attending kindergarten or school for the first time can often experience an increased level of tiredness. Families need to keep this in mind and allow time after school for rest and quiet time – do something familiar, get them into comfy clothes and prepare a healthy snack.



Scrapbook Memory

Throughout your child's preschool and school years, prepare a scrapbook memento with them. Collate some of their best projects, drawings and photos and as their abilities develop, let them add their own pictures and script. This will be fun and a fab keepsake for them to always treasure.





christmas

craft

for Playgroupers

Reindeer & Christmas Tree Cards/Prints

Paint both hands with brown paint using a paint brush and stamp on paper as seen below. Once paint has dried, add the mouth and feet using a texta. Use pom poms for the nose and collar. Use a googly eye sticker or paint the eye on.

Paint foot with green paint, then stamp it onto paper and add the string of lights using texta. Decorate with coloured cardboard circles and glue. Add a cardboard star at the top.



Snowman Snow Dome

Use a small drink bottle and stuff it with cotton balls. To incorporate numeracy you can count the cotton balls and use language such as 'empty' and 'full'. Secure the lid and glue the lid. Decorate using stickers and a permanent marker.



Teenage Mutant Ninja Turtle Baubles


Cut ribbon or felt in purple, blue, orange and red, then glue around the ball and add eyes. Hang on the Christmas tree. Aren't these the best!?!

Cookie Cutter Stamps

Paint the edge of the cutter with a paint brush and stamp away.

Alternatively, use glue instead of paint and then decorate the glue shapes with glitter, sequins and other craft materials.

This makes great wrapping paper!



*Maybe Christmas doesn't come from a store...
Maybe Christmas, perhaps, means a little bit more?*


BOOK REVIEWS

WIN

a copy
of each book
reviewed here...

HOW...?
Email your
NAME + PLAYGROUP +
CONTACT DETAILS
and the word 'BOOK PACK' to
competitions@playgroupsa.com.au
by Monday 16 December, 2014
for your chance to WIN!

These books have been donated,
courtesy of SCHOLASTIC



Santa's Busy Reindeer
by Ed Allen & Nathaniel Eckstrom

A cute rhyming story inspired by the song 'Ten Green Bottles' with beautiful colour illustrations throughout and hidden numbers to look for in every scene.


A fun Christmas book for young readers.



There was an Old Bloke who Swallowed a Present
by P Crumble & Louis Shae

We read this one aloud at Playgroup and it was very well received with a lot of laughs from Playgroupers!


An Aussie Christmas take on the classic rhyme about an old woman who swallowed a fly with lots of funny elements to look for on each page and a lenticular moving cover image.



Deck the Shed with Bits & Wattle
by various authors

A funny Australian take on Deck the Halls that includes a bonus CD featuring Colin Buchanan.

A gust of wind turns Syd Echidna's shed from Christmas to chaos. His helpful friends make sure Syd's Christmas is merry and his shed's a ripper!



The Nights Before Christmas
- 24 Classic Stories to Share

A gorgeous Christmas book filled with classic festive favourites that will entertain young readers for many years to come.

An ideal keepsake Christmas gift book that could be used as an alternative to advent calendars with a story a day.

**Congrats Anton Horvat (and family) from St Joseph Payneham Playgroup
for winning the Edition #5 Book Pack!**



CHRISTMAS SONG

REINDEER POKEY

Sung to the tune of 'The Hokey Pokey' using your hands as antlers

You put your antlers in,
you put your antlers out

You put your antlers in
and you shake them all about

You do the reindeer pokey
and you turn yourself around

That's what it's all about.

Continue with:

You put your hooves in...

You put your red nose in...

You put your fluffy tail in...

You put your reindeer body in...



*There is so much about
Nature Play happening online*



www.natureplaysa.org.au



Follow us on Facebook

PLAYGROUP

@THE



FRIDAY 7TH NOVEMBER, 2014

10AM - 2PM FROME ROAD, ADELAIDE







Australia's largest **multi-sport & exercise**

program for
preschoolers
aged 2.5–6 years

5 sports covered
per term:

Soccer
Basketball
Hockey
AFL
Cricket

Tennis
Athletics
Rugby
Golf
T-ball

Ask for a
free trial



readysteadygokids



Classes available Monday–Sunday

Call the team at Ready Steady Go Kids or visit
us online for locations and times in your area.

readysteadygokids.com.au 1300 766 892

FRANCHISE OPPORTUNITIES AVAILABLE



RS60280





Photos taken by MARTA RUSSELL PHOTOGRAPHY

In hosting Playgroup @ the Zoo, Playgroup SA aims to highlight the many ways that Playgroup brings communities together and supports parents and caregivers of young children in their role as their child's first educator.

Featuring Children's Entertainment:

- The Amazing Drumming Monkeys
- Sue Harris Puppets
- The Adelaide Bubble Man

Children's Activities:

- Face-painting by Mad Hatterz Parties
- Jumping Castle by Jumping Jay Jay's West Croydon (unfortunately cancelled due to heat)
- Craft activities provided by Playgroup SA

Stallholders:

- Ready Steady Go Kids
- Inclusive Directions
- Little Big Book Club
- Nature Play SA
- Adelaide Zoos
- Playgroup SA

A HUGE THANK YOU TO ALL FAMILIES THAT ATTENDED PLAYGROUP @ THE ZOO 2014!!!

PLAYGROUP Workshops

2015

Cost per Playgroup Workshop (inc GST)

Playgroup SA Members	\$15
Playgroup SA Coordinators	\$15
Playgroup Group Booking (minimum of 4 people)	\$10 per person
Non-Members of Playgroup SA	\$40



PLAYGROUP SA
Playing, learning, supporting families

Enrolments / Enquiries

Playgroup SA 1800 171 882 or through submitting a 'Workshop Enrolment Form'.

Bookings are essential to secure your place and payment is due strictly FIVE business days prior to the Playgroup Workshop.

No REFUNDS or CREDITS will be given without a minimum of five business days notice.

Crèche

A crèche service is available on-site when stated. This service is included in the Workshop Cost.

Location

Playgroup SA Head Office
91 Prospect Road, Prospect SA



CHILD SAFE ENVIRONMENTS Training available 12 March / 18 June / 10 September
FREE for Playgroup Coordinators - Enquire with Playgroup SA for further details.

Coordinators Workshop

Are you thinking about starting a Playgroup?
Are you a new Playgroup Coordinator?
Are you interested in assisting with the running of your Playgroup?

The Coordinators Workshop will provide you with all the information that you need to assist in these roles!

This workshop includes invaluable tips on how to effectively run a Playgroup, as well as creative play ideas and useful information on the value and benefits of play. This is also a great opportunity to connect and brainstorm with other Playgroup Coordinators and Playgroup SA staff in developing your own Playgroup support network.

Thursday 19 February
10am - 12:30pm
Crèche available

Saturday 2 May
10am - 12:30pm
NO Crèche available

Thursday 20 August
10am - 12:30pm
Crèche available


Thursday 12 November
6pm - 8pm
NO Crèche available

This workshop is centred around age appropriate play ideas and activities for pre-school age children.

A change in the process of school intake has prompted a demand for stimulating ideas and activities for 4-5 year old Playgroupers, prior to school entry.

Pre-schoolers need and respond well to structure. They are more capable of managing intense emotions and they require routine to avoid feeling overwhelmed. Pre-school age children start to display more curious and questioning behaviours... they are more prone to pushing the boundaries and they often love to experiment with exploration and risk taking.

Pre-Schoolers at Play



Thursday 5 March
10am - 12pm
Crèche available

Wednesday 4 November
6pm - 8pm
NO Crèche available

Make & Play

Tuesday 12 May
6pm - 8pm
NO Crèche available

An opportunity for fun to MAKE and PLAY, create and share ideas and activities using homemade, recycled and inexpensive materials - for the Playgroup and the home. This workshop will explore the developmental process of creating your own play resources and will feature discussions about the types and categories of play, tips on how to create interactive play environments and hands on fun making toys!

Messy Play

Explore the value and benefits of messy play and gain age appropriate play ideas - but most of all, be engaged and have fun!

Messy Play makes an enormous contribution to your child's early language and literacy development. It is a vital component to children's cognitive processes and developing creativity, and benefits all children's learning!

Thursday 19 March
10am - 12pm
Crèche available

Music & Movement

Learn about the importance of music in early childhood. Discover how to run your own interactive Music & Movement session at Playgroup and gain fabulous ideas to get your playgroup families moving and singing. Includes actions and dances, props, musical instruments, parachute songs, songs that encourage movement and music for babies

Thursday 14 May
10am - 12pm
NO Crèche available

Christmas Craft

Come along and celebrate the festive season with this fabulous hands-on art and craft workshop that will provide you with inspiring ideas to share with your children! A fun and interactive Christmas themed session that will explore a variety of art materials, techniques and ideas to use with young children in the lead up to Christmas.

Thursday 22 October
10am - 12pm
Crèche available



How to Have a "Stress-Free" Birthday Party with Happy Kids and a Clean House

Hire a Jumping Castle from only \$180 for 4 hours



1300 CASTLE
Call 1300 227 853

Adelaide's Best Castles

Character Bouncers
now Available
Just - \$205



SAVE
\$40
ON
Jump & Slides
& Moving Mouths*

*Conditions Apply
Must like our Facebook to get Deal
facebook.com/
jumpingcastles

Must Quote Special Booking No. 21204 after liking our Facebook Page

*Don't forget your ABC card for this holiday season
for discounts for family outings*



www.abcbaby.com.au



PLAYGROUP SA
Playing, learning, supporting families

Playgroup SA Membership:

Membership is compulsory under the terms of affiliation for all Playgroups.

Please note that if there are families attending your group that are not current Playgroup SA members, your Playgroup is at risk. If an incident or accident occurs at your Playgroup, an insurance claim may be considered void for your entire group. Our friendly staff are happy to answer any questions regarding your Playgroups membership status or the membership process.

Call us on Free Call 1800 171 882 for more information or check out our website
www.playgroupaustralia.com.au/sa